



Excellence in Surveillance




# PRODUCTS LINEUP



Powered by **Direct IP™**



# NETWORK VIDEO RECORDERS










	2100 Series			4100 Series			6100 Series		
MODEL									
	DR-2104P	DR-2108P	DR-2116P	DR-4108 (P)	DR-4116 (P)	DR-4132 (P)	DR-6108 (P)	DR-6116 (P)	DR-6132 (P)
<b>VIDEO</b>									
IP Camera Input	4ch	8ch	16ch	8ch	16ch	32ch	8ch	16ch	32ch
Support Camera	DirectIP™, AXIS, PANASONIC, ONVIF™			DirectIP™, AXIS, PANASONIC, ONVIF™			DirectIP™, AXIS, PANASONIC, ONVIF™		
Video Outputs	1 HDMI, 1 VGA out			1 HDMI, 1 VGA out			1 HDMI, 1 VGA out		
Display Resolution	1920 x 1080, 1680 x 1050, 1600 x 900			1920 x 1080, 1680 x 1050, 1600 x 900			1920 x 1080, 1680 x 1050, 1600 x 900		
Display Speed	4ch Real Time Live	8ch Real Time Live	8ch Real Time Live	8ch Real Time Live	16ch Real Time Live	16ch Real Time Live	8ch Real Time Live	16ch Real Time Live	16ch Real Time Live
<b>RECORDING</b>									
Max. Throughput	32Mbps, 120ips@HD	64Mbps, 240ips@HD	64Mbps, 240ips@HD	70Mbps, 140ips@HD	130Mbps, 480ips@HD	130Mbps, 480ips@HD	100Mbps, 240ips@HD	200Mbps, 480ips@HD	200Mbps, 480ips@HD
Compression	H.264			H.264			H.264		
Recording Mode	Time-Lapse, Event, Pre-Event, Panic Record			Time-Lapse, Event, Pre-Event, Panic Record			Time-Lapse, Event, Pre-Event, Panic Record		
<b>PLAYBACK</b>									
Performance	4 HD synchronous playback			4 FHD synchronous playback			4 FHD synchronous playback		
Search Mode	Time-Lapse, Event log, Motion, Text in			Time-Lapse, Event log, Motion, Text in			Time-Lapse, Event log, Motion, Text in		
<b>STORAGE</b>									
HDD	SATA x 2			SATA x 4, eSATA x 2			SATA x 6, eSATA x 4		
Total Capacity	6TB = 3TB x 2			36TB = 3TB x (4 + 2 x 4)			66TB = 3TB x (6 + 4 x 4)		
<b>NETWORK</b>									
Connection	1 x Remote, 4 x Video in	1 x Remote, 8 x Video in	1 x Remote, 9 x Video in	1 x Remote, 8 x Video in (P model : 9 x Video in)			1 x Remote, 8 x Video in (P model : 9 x Video in)		
Transmission Speed	10Mbps, 30ips@ Full HD			10Mbps, 30ips@ Full HD			10Mbps, 30ips@ Full HD		
Remote Software	IDIS Center, IDIS Web, IDIS Mobile			IDIS Center, IDIS Web, IDIS Mobile			IDIS Center, IDIS Web, IDIS Mobile		
<b>INTERFACE</b>									
Audio In / Out	0 / 1			1 / 1			1 / 1		
Alarm In / Out	4 / 1			4 / 1			4 / 1		
Alarm Reset In	-			1			1		
Serial Interface	RS232, USB2.0 x 2			RS232, RS485, USB2.0 x 2			RS232, RS485, USB2.0 x 2		
<b>MISC.</b>									
Operating System	Embedded Linux			Embedded Linux			Embedded Linux		
Power Input	DC 12V, 5.0A ( For NVR), DC 48V, 1.4A (For PoE)			AC 100-240 V, 50/60Hz, 1.2 ~ 0.6A			AC 100-240 V, 50/60Hz, 1.0 ~ 0.5A		
Power Consumption	Max. 60W (For NVR), Max. 65W (For PoE)			Max. 65W (With 4HDDs)			Max. 80W (With 6HDDs)		
Camera Power	4ch	8ch	8ch	8ch (P Model Only)			8ch (P Model Only)		
Approvals	FCC, CE			FCC, UL, CE, CB			FCC, UL, CE, CB		



# NETWORK ACCESSORIES

ENCODER		
MODEL		
	DE-1104	DE-1108
Video Compression	H.264	H.264
Video Input	4 BNC composite	8 BNC composite
Max Video Resolution	704 x 480 (NTSC)	704 x 480 (NTSC)
	704 x 576 (PAL)	704 x 576 (PAL)
Frame Rate	960 x 480 (T.B.A.)	960 x 480 (T.B.A.)
	30ips@4CIF+30ips@4CIF	30ips@4CIF+30ips@4CIF
Multi Streaming Video	Quadruple stream	Quadruple stream
Max.Network Throughput	36Mbps	72Mbps
Audio In / Out	4 / no	4 / no
Alarm In / Out	no	no
PTZ Support	yes (RS485)	yes (RS485)
Trigger Events	Motion detection Audio detection	Motion detection Audio detection
DirectIP Supported	yes	yes
PoE (class)	yes (IEEE 802.3af Class 3)	yes (IEEE 802.3af Class 3)
Power Source	12VDC, PoE	12VDC, PoE
Power Consumption	12W	12W

	<b>DirectIP™ Gigabit PoE Switch</b>		<b>10/100/1000 Base T to Gigabit Fiber Media Converter</b>				
DH-2112PF / DH-2128PF	<ul style="list-style-type: none"> <li>DirectIP™ 12 ports Switch with PoE 8 ports</li> <li>Maximum 152W of power consumption</li> <li>Power on/off control for each PoE port using DirectIP™ NVR</li> </ul>	DA-MC1101	<ul style="list-style-type: none"> <li>Comply with IEEE 802.3, 802.3u, 802.3ab and 802.3z</li> <li>Built in Link Loss Forwarding Technology</li> <li>DIP switch for Auto negotiation, Half/ Full Duplex and LLF, Converter mode</li> </ul>				
	<b>Network Keyboard</b>		<b>Single Port PoE Injector</b>				
NK-1100	<ul style="list-style-type: none"> <li>Remote control of NVRs, DVRs, network video transmitters, network video receivers and network cameras via network connection</li> </ul>	DA-PI1101	<ul style="list-style-type: none"> <li>Up to 30W of PoE Power Feeding on 2-pairs</li> <li>IEEE 802.3af/at Compliant with 2-event classification</li> <li>Supports 10/100Base-T LAN environment</li> </ul>				
	<b>4-Bay eSATA Storage</b>		<b>SFP Module</b>				
DA-ES1104	<ul style="list-style-type: none"> <li>RAID levels 0,1+0, 5 supported SATA to SATA Port Multiplier</li> <li>Installation of the maximum four hard disk drives</li> <li>Best combination with DirectIP™ NVR</li> </ul>		<table border="1"> <tbody> <tr> <td>FTLF8519P3BNL</td> <td> <ul style="list-style-type: none"> <li>Up to 500m on 50/125µm MMF, 300m on 62.5/125µm MMF</li> <li>Up to 2.125 Gb/s bi-directional data links</li> </ul> </td> </tr> <tr> <td>FTLF1318P3BTL</td> <td> <ul style="list-style-type: none"> <li>Up to 10 km on 9/125µm SMF</li> <li>Up to 1.25Gb/s bi-directional data links</li> </ul> </td> </tr> </tbody> </table>	FTLF8519P3BNL	<ul style="list-style-type: none"> <li>Up to 500m on 50/125µm MMF, 300m on 62.5/125µm MMF</li> <li>Up to 2.125 Gb/s bi-directional data links</li> </ul>	FTLF1318P3BTL	<ul style="list-style-type: none"> <li>Up to 10 km on 9/125µm SMF</li> <li>Up to 1.25Gb/s bi-directional data links</li> </ul>
FTLF8519P3BNL	<ul style="list-style-type: none"> <li>Up to 500m on 50/125µm MMF, 300m on 62.5/125µm MMF</li> <li>Up to 2.125 Gb/s bi-directional data links</li> </ul>						
FTLF1318P3BTL	<ul style="list-style-type: none"> <li>Up to 10 km on 9/125µm SMF</li> <li>Up to 1.25Gb/s bi-directional data links</li> </ul>						
	<b>Ethernet over Coax Transceiver</b>						
DA-EC1100	<ul style="list-style-type: none"> <li>Transmit high bandwidth encrypted Ethernet signals over conventional coax cables</li> <li>Supports PoE (IEEE802.3af, IEEE802.3at)</li> </ul>						

# IDIS CAMERA NAMING STRUCTURE

**D**

DirectIP™

**C**

Camera

-

**S**

Camera Type

B : Box  
D : Dome  
F : Flat dome  
S : Speed dome  
P : PTZ  
Z : Zoom  
T : Bullet  
E : Small bullet  
C : Compact

**1**

Version No.

**2**

Resolution

0 : D1/4CIF  
1 : HD (720P)  
2 : Full HD (1080P)  
3 : 3 MP

**6**

Lens Type

0 : No lens  
1 : Fixed lens  
2 : Vari-focal lens  
3 : Motorised focus lens  
x3 zoom  
4 : Motorised focus lens  
x4 zoom  
5 : Motorised focus lens  
x5 zoom  
6 : Zoom lens x10 ~ x20  
7 : Zoom lens x20 ~ x30  
8 : Zoom lens x30 ~ x40

**3**

Function




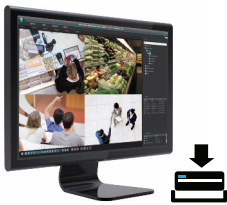



1 : PoE  
2 : +TDN  
3 : +I/O

**W**

Extension

W : Weather resistance more than IP66  
V : Vandal resistance  
H : Heater  
R : IR LED  
X : WDR  
M : Mobile  
N : Wireless network

# NETWORK SOFTWARE

IDIS Client		IDIS Solution Suite		
 <p><b>IDIS Center</b> IDIS Center is a central management software solution that supports live monitoring, video playback as well as advanced management tools including event monitoring, e-maps and condition monitoring of devices</p> <p><b>IDIS Center for MAC</b> IDIS Center for MAC is a software solution that controls monitoring of live video and playback of recorded video from devices and runs on MAC OS X</p>	 <p><b>Expert</b> IDIS Solution Suite Expert is a software that manages multiple NVRs and IP Cameras for large scale applications</p>			
 <p><b>IDIS Mobile</b> You can access a remote NVR, monitor live video images and search recorded video using iPhone, iPad, Android phone and Android tablet PC anytime from virtually anywhere</p>	<p><b>Backup Service</b></p>  <p>The backup service controls backup of recorded video saved in the recording servers or NVRs and playback of backed-up video saved in the backup server</p>	<p><b>Federation Service</b></p>  <p>The federation service allows you to manage Multiple IDIS Solution Suite Expert for larger scale applications such as a nation wide surveillance</p>	<p><b>Video Wall Service</b></p>  <p>The video wall service allows you to control monitoring on multiple monitors with network keyboards for centralised monitoring in a surveillance center</p>	
 <p><b>IDIS Web</b> You can access a remote NVR, monitor live video images and search recorded video on your web browser</p>				



## IDIS Co., Ltd.

IDIS Tower 688-1, Sampyeong-dong,  
Bundang-gu, Seongnamsi, Gyeonggi-do  
Korea 463-400

**T** +82 (0)31 723 5400  
**F** +82 (0)31 723 5100  
**E** sales@idisglobal.com

## IDIS Europe Limited

1000 Great West Road  
Brentford, London, TW8 9HH  
United Kingdom

**T** +44 (0)203 657 5678  
**E** uksales@idisglobal.com

## IDIS Benelux BV

De Slof 9  
5107 RH  
Dongen  
The Netherlands

**T** +31 (0)162 387247  
**F** +31 (0)162 311915  
**E** sales@bnl.idisglobal.com

For more information, please visit  
[www.idisglobal.com](http://www.idisglobal.com)